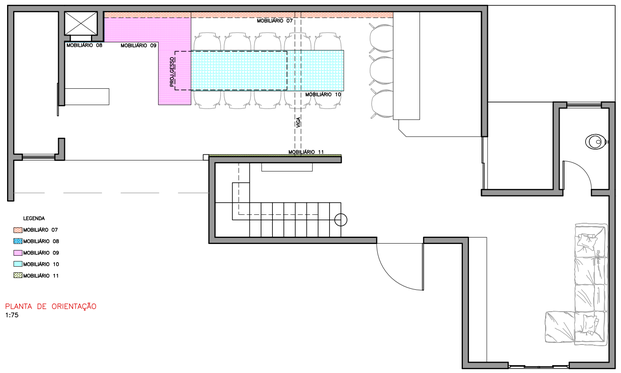

PLANTA DE ORIENTAÇÃO
1:75

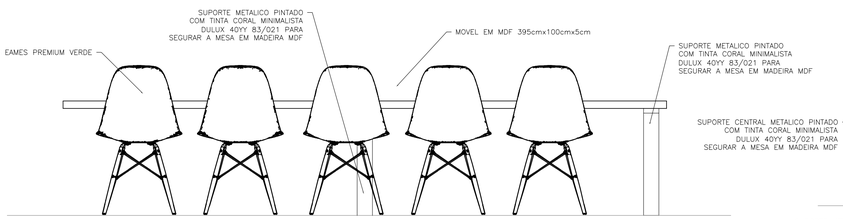

VISTA FRONTAL – MOB. 10
Escala 1:20

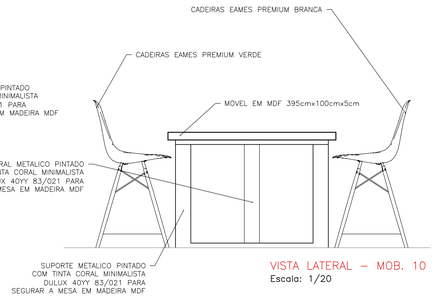

VISTA LATERAL – MOB. 10
Escala: 1/20



IMAGEM 01

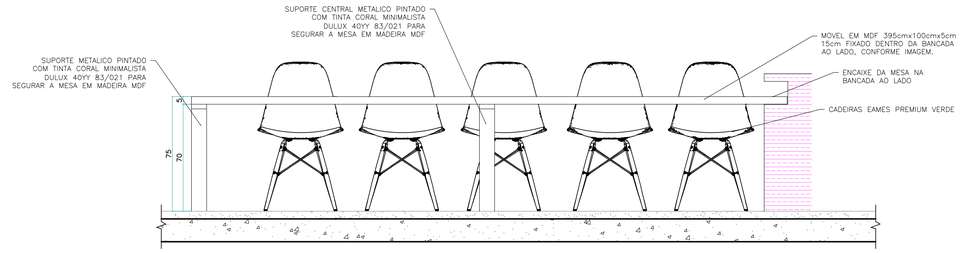

CORTE AA – MOB. 10
Escala 1:20

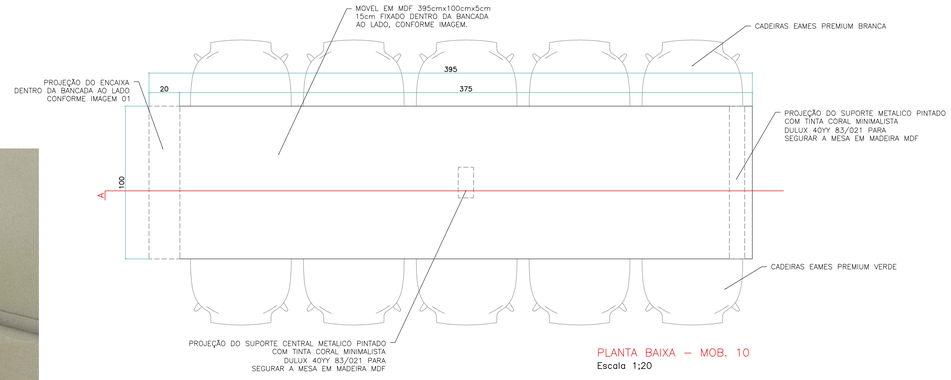

PLANTA BAIXA – MOB. 10
Escala 1:20

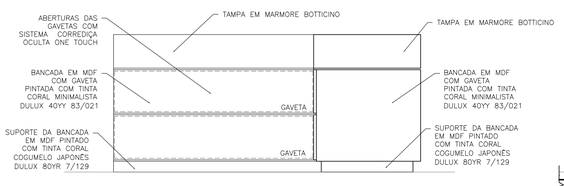

VISTA FRONTAL– MOB. 10
Escala: 1:20

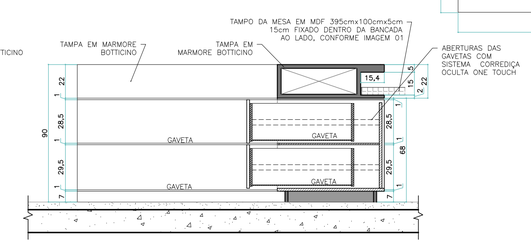

CORTE AA – MOB. 09
Escala 1:20

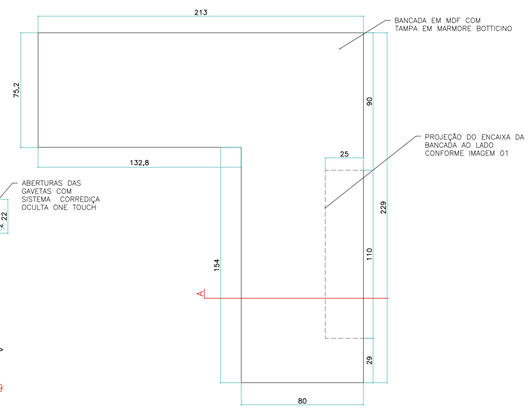

PLANTA BAIXA – MOB. 09
Escala 1:20

IMAGEM 01

ASSINATURAS

ARQUITETURA
ENGENHARIA

RESPONSÁVEL TÉCNICO: CLAUDETE TERESINHA BERTÉ CANDO
ARQUITETA E URBANISTA – CAU A61892-6

PROJETO DE INTERIORES

PROJETO	CLAUDETE	OBRA: RESIDÊNCIA UNIFAMILIAR
DESENHO		
DATA		PROPRIETÁRIO:
ESCALA	INDICADA	LOCAL:
		DESCRIÇÃO: Sala de Jantar

FOLHA Nº 04
Nº DE FOLHAS 06